

Models 296, 297, 298, 299, 300

Current Transformers
Window Diameter 1.50", 2.25", 3.00", 3.38", 3.75"

Application

Relaying and metering.

Terminals are brass studs No. 8-32 with one flatwasher, lockwasher and regular nut.

Features

50-400 Hz

Order mounting bracket kit 0221B00259 separately.

Insulation Level

600 Volts, 10 kV BIL full wave.

Multi-ratios available on request.



Model 296

REGULATORY AGENCY APPROVALS
 E93779 LR89403
 Manufactured to meet the requirements of ANSI/IEEE C57.13.
 Classified by U.L. in accordance with IEC 44-1

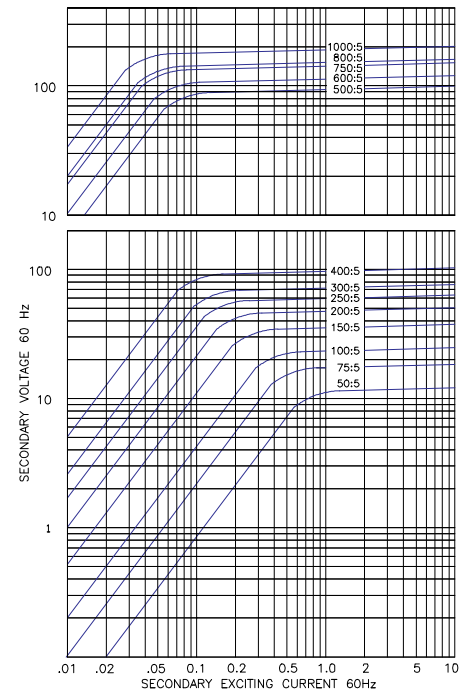
Model 296 Window Diameter 1.50"

Approximate weight 18 lbs

Catalog Number	Current Ratio	Relay Class	ANSI Metering Class at 60 Hz					Secondary Winding Resistance (Ω @ 75 °C)	Continuous Thermal Rating Factor	
			B0.1	B0.2	B0.5	B0.9	B1.8		@ 30°C	@ 55°C
296-500	50:5	C10	1.2	2.4	4.8	—	—	0.018	2.0	2.0
296-750	75:5	C10	0.6	1.2	2.4	4.8	—	0.027	2.0	2.0
296-101	100:5 *	C20	0.6	0.6	1.2	2.4	4.8	0.035	2.0	2.0
296-151	150:5 *	C20	0.3	0.3	0.6	1.2	2.4	0.053	2.0	2.0
296-201	200:5 *	C20	0.3	0.3	0.6	0.6	1.2	0.071	2.0	2.0
296-251	250:5 *	C50	0.3	0.3	0.3	0.3	0.6	0.121	2.0	2.0
296-301	300:5 *	C50	0.3	0.3	0.3	0.3	0.6	0.168	2.0	1.5
296-401	400:5 *	C100	0.3	0.3	0.3	0.3	0.3	0.224	2.0	1.5
296-501	500:5	C50	0.3	0.3	0.3	0.3	0.3	0.249	1.5	1.5
296-601	600:5	C100	0.3	0.3	0.3	0.3	0.3	0.298	1.5	1.33
296-751	750:5	C100	0.3	0.3	0.3	0.3	0.3	0.373	1.5	1.0
296-801	800:5	C100	0.3	0.3	0.3	0.3	0.3	0.398	1.5	1.0
296-102	1,000:5	C100	0.3	0.3	0.3	0.3	0.3	0.449	1.33	1.0

*Industry Canada Approval No. T-202

EXCITATION CURVE

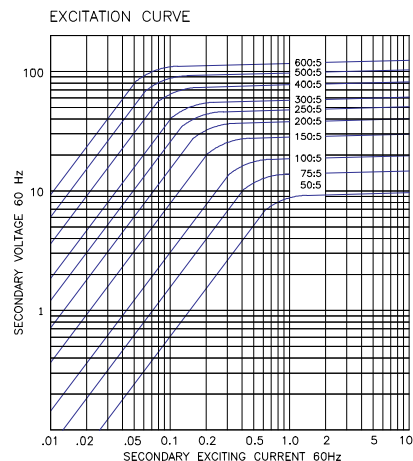


Model 297 Window Diameter 2.25"

Approximate weight 15 lbs

Catalog Number	Current Ratio	Relay Class	ANSI Metering Class at 60 Hz					Secondary Winding Resistance (Ω @ 75°C)	Continuous Thermal Rating Factor	
			B0.1	B0.2	B0.5	B0.9	B1.8		@ 30°C	@ 55°C
297-500	50:5	—	2.4	4.8	—	—	—	0.015	2.0	2.0
297-750	75:5	C10	1.2	2.4	4.8	4.8	—	0.023	2.0	2.0
297-101	100:5	C10	0.6	1.2	2.4	4.8	4.8	0.051	2.0	2.0
297-151	150:5*	C20	0.6	0.6	1.2	2.4	2.4	0.048	2.0	2.0
297-201	200:5 *	C20	0.3	0.0	0.6	1.2	2.4	0.103	2.0	2.0
297-251	250:5 *	C20	0.3	0.3	0.3	0.6	1.2	0.111	2.0	2.0
297-301	300:5 *	C50	0.3	0.3	0.3	0.6	1.2	0.154	2.0	1.5
297-401	400:5 *	C50	0.3	0.3	0.3	0.3	0.6	0.205	2.0	1.5
297-501	500:5 *	C50	0.3	0.3	0.3	0.3	0.3	0.233	2.0	1.5
297-601	600:5 *	C100	0.3	0.3	0.3	0.3	0.3	0.308	1.5	1.33

*Industry Canada Approval No. T-203

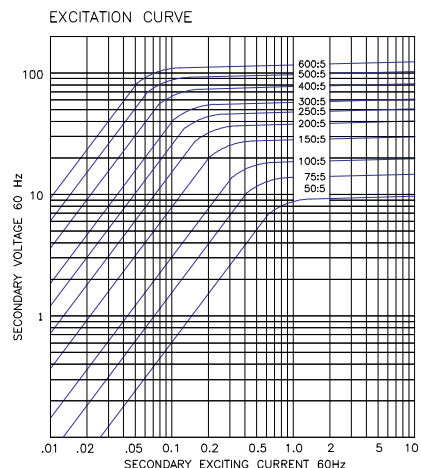


Model 298 Window Diameter 3.00"

Approximate weight 12 lbs.

Catalog Number	Current Ratio	Relay Class	ANSI Metering Class at 60 Hz					Secondary Winding Resistance (Ω @ 75°C)	Continuous Thermal Rating Factor	
			B0.1	B0.2	B0.5	B0.9	B1.8		@ 30°C	@ 55°C
298-500	50:5	—	2.4	4.8	—	—	—	0.023	2.0	2.0
298-750	75:5	—	1.2	1.2	4.8	—	—	0.028	2.0	2.0
298-101	100:5	C10	0.6	0.6	2.4	4.8	—	0.040	2.0	2.0
298-151	150:5 *	C10	0.6	0.6	1.2	2.4	4.8	0.060	2.0	2.0
298-201	200:5 *	C20	0.6	0.6	0.6	1.2	2.4	0.080	2.0	2.0
298-251	250:5 *	C20	0.3	0.3	0.6	1.2	2.4	0.073	2.0	2.0
298-301	300:5 *	C20	0.3	0.3	0.6	0.6	1.2	0.087	2.0	2.0
298-401	400:5 *	C20	0.3	0.3	0.3	0.3	0.6	0.186	2.0	1.5
298-501	500:5 *	C50	0.3	0.3	0.3	0.3	0.6	0.233	2.0	1.5
298-601	600:5 *	C50	0.3	0.3	0.3	0.3	0.3	0.279	1.5	1.33
298-751	750:5 *	C50	0.3	0.3	0.3	0.3	0.3	0.349	1.5	1.0
298-801	800:5 *	C50	0.3	0.3	0.3	0.3	0.3	0.372	1.5	1.0

*Industry Canada Approval No. T-204

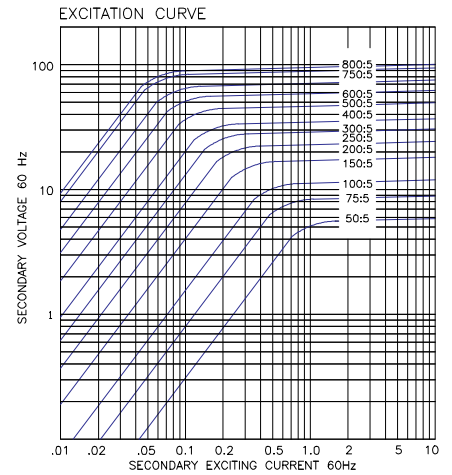


Model 299 Window Diameter 3.38"

Approximate weight 10 lbs.

Catalog Number	Current Ratio	Relay Class	ANSI Metering Class at 60 Hz					Secondary Winding Resistance (Ω @ 75°C)	Continuous Thermal Rating Factor	
			B0.1	B0.2	B0.5	B0.9	B1.8		@ 30°C	@ 55°C
299-500	50:5	—	4.8	4.8	—	—	—	0.022	2.0	2.0
299-750	75:5	—	1.2	2.4	4.8	—	—	0.028	2.0	2.0
299-101	100:5	—	0.6	1.2	2.4	4.8	—	0.038	2.0	2.0
299-151	150:5 *	C10	0.6	0.6	1.2	2.4	4.8	0.057	2.0	2.0
299-201	200:5 *	C10	0.6	0.6	1.2	1.2	2.4	0.088	2.0	2.0
299-251	250:5 *	C20	0.3	0.3	0.6	1.2	2.4	0.098	2.0	2.0
299-301	300:5 *	C20	0.3	0.3	0.3	0.6	1.2	0.118	2.0	2.0
299-401	400:5 *	C20	0.3	0.3	0.3	0.6	0.6	0.177	2.0	1.5
299-501	500:5 *	C20	0.3	0.3	0.3	0.3	0.6	0.221	2.0	1.5
299-601	600:5 *	C50	0.3	0.3	0.3	0.3	0.3	0.265	1.5	1.33
299-751	750:5 *	C50	0.3	0.3	0.3	0.3	0.3	0.331	1.5	1.0
299-801	800:5 *	C50	0.3	0.3	0.3	0.3	0.3	0.353	1.5	1.0

*Industry Canada Approval No. T-205

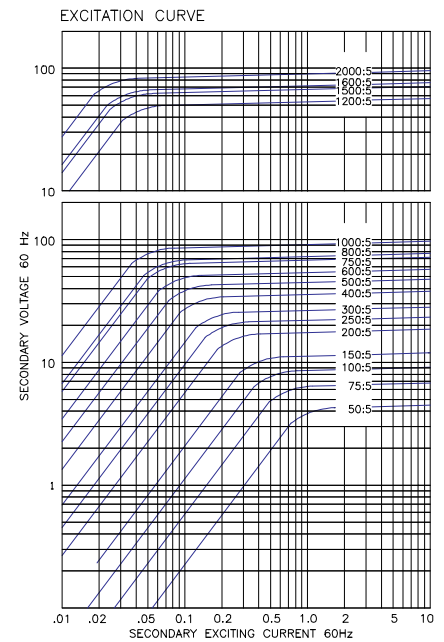


Model 300 Window Diameter 3.75"

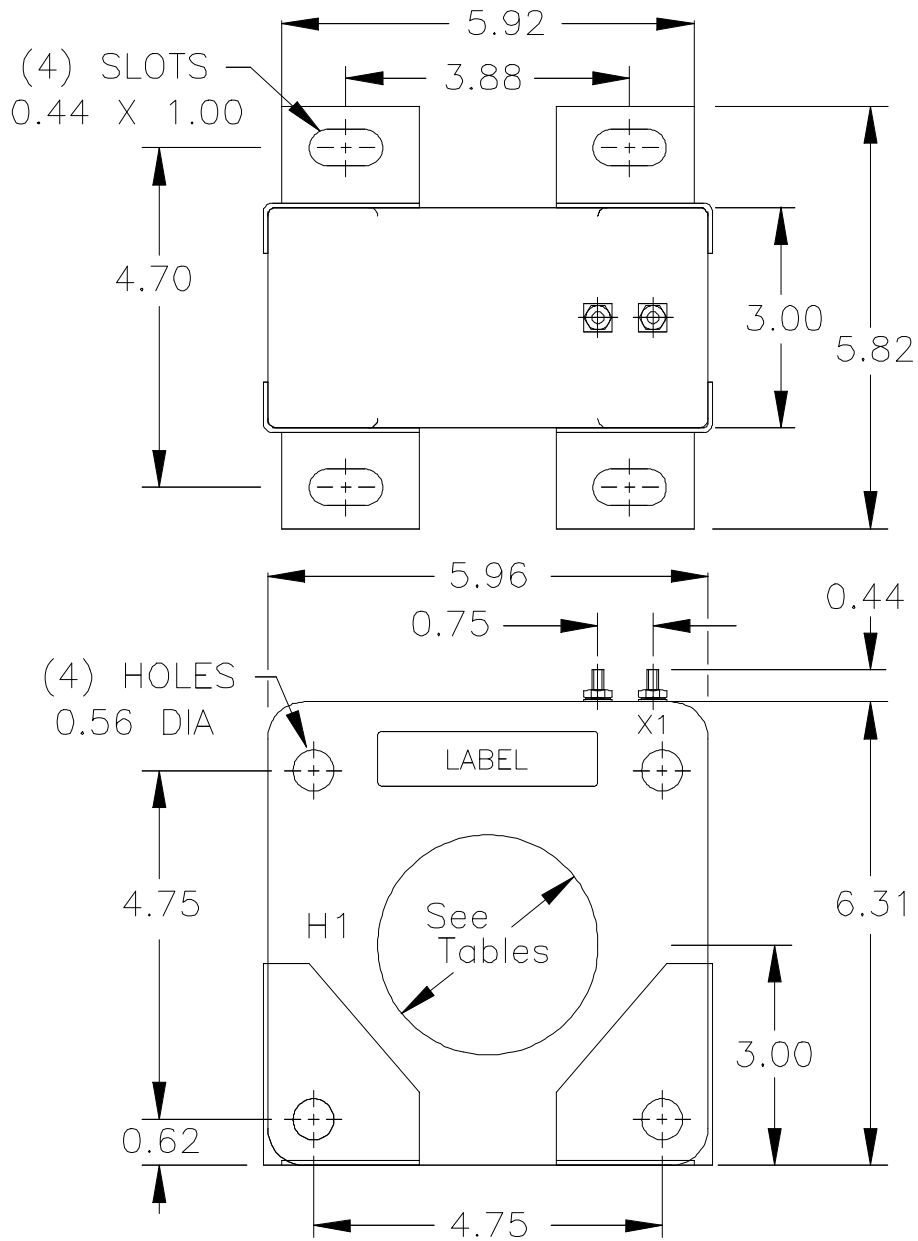
Approximate weight 9 lbs.

Catalog Number	Current Ratio	Relay Class	ANSI Metering Class at 60 Hz					Secondary Winding Resistance (Ω @ 75°C)	Continuous Thermal Rating Factor	
			B0.1	B0.2	B0.5	B0.9	B1.8		@ 30°C	@ 55°C
300-500	50:5	—	4.8	—	—	—	—	0.012	2.0	2.0
300-750	75:5	—	2.4	2.4	—	—	—	0.019	2.0	2.0
300-101	100:5	—	2.4	2.4	4.8	—	—	0.026	2.0	2.0
300-151	150:5 *	—	0.6	0.6	2.4	2.4	4.8	0.054	2.0	2.0
300-201	200:5 *	C10	0.6	0.6	1.2	2.4	4.8	0.072	2.0	2.0
300-251	250:5 *	C10	0.3	0.6	1.2	1.2	2.4	0.104	2.0	2.0
300-301	300:5 *	C10	0.3	0.3	0.3	0.6	1.2	0.108	2.0	2.0
300-401	400:5 *	C20	0.3	0.3	0.3	0.6	1.2	0.144	2.0	1.5
300-501	500:5 *	C20	0.3	0.3	0.3	0.6	0.6	0.209	2.0	1.5
300-601	600:5 *	C20	0.3	0.3	0.3	0.3	0.6	0.251	1.5	1.33
300-751	750:5 *	C20	0.3	0.3	0.3	0.3	0.3	0.329	1.5	1.0
300-801	800:5 *	C50	0.3	0.3	0.3	0.3	0.3	0.334	1.5	1.0
300-102	1,000:5 *	C50	0.3	0.3	0.3	0.3	0.3	0.418	1.33	1.0
300-122	1,200:5 *	C10	0.3	0.3	0.3	0.3	0.3	0.425	1.33	1.0
300-152	1,500:5 *	C10	0.3	0.3	0.3	0.3	0.3	0.531	1.0	1.0
300-162	1,600:5 *	C10	0.3	0.3	0.3	0.3	0.3	0.567	1.0	0.8
300-202	2,000:5 *	C20	0.3	0.3	0.3	0.3	0.3	0.708	1.0	0.8

*Industry Canada Approval No. T-206 Rev. 01



Models 296, 297, 298, 299, 300



GEGridSolutions.com

Grid-AIS-L4-ITL_Model_296_300-1283-2017_05-EN. © Copyright 2017. General Electric Company and Instrument Transformers LLC reserve the right to change specifications of described products at any time without notice and without obligation to notify any person of such changes.

Worldwide Contact Center

Web: www.GEGridSolutions.com/contact

Phone: +44 (0) 1785 250 070

USA and Canada: +1 (0) 800 547 8629

Europe, Middle East and Africa: +34 (0) 94 485 88 00

