

Model 145MR

Current Transformer with Multi-Ratio Window Diameter 6.00"

Application

Relaying.

Terminals are brass screws No. 10-32 with one flatwasher and lockwasher.

Frequency

50-400 Hz.

The transformer winding is arranged so that the turns are fully distributed between all taps.

Insulation Level

600 Volt, 10 kV BIL full wave.

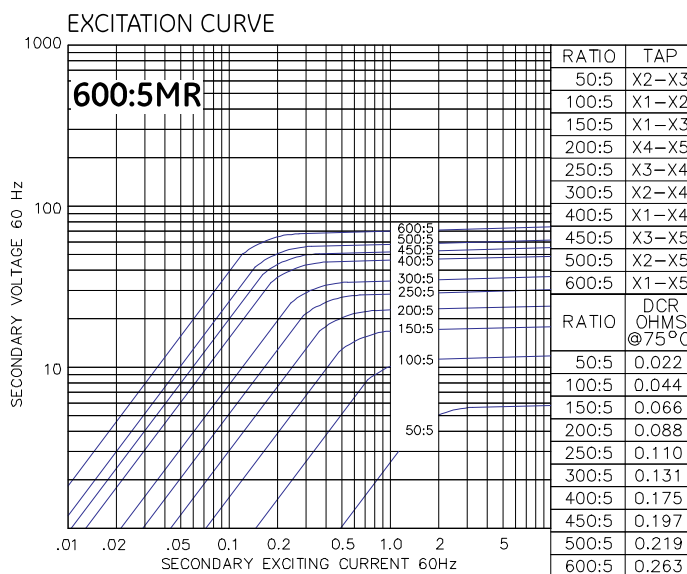
Order mounting bracket kit 0221B00775 separately.

Approximate weight 85 lbs.

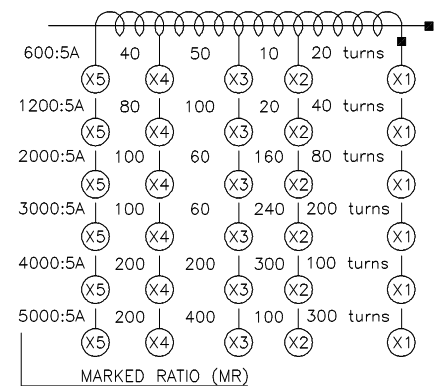


Model 145MR

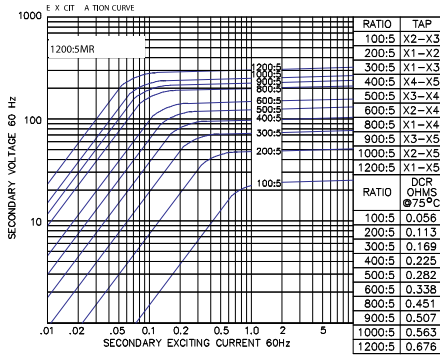
Catalog Number	Relay Class	Continuous Thermal Rating Factor	
		@ 30 °C	@ 55 °C
145-601MR	C200	2.0	1.5
145-122MR	C400	1.5	1.0
145-202MR	C800	1.33	1.0
145-302MR	C800	1.0	0.8
145-402MR	C800	1.0	0.6
145-502MR	C800	0.8	0.6



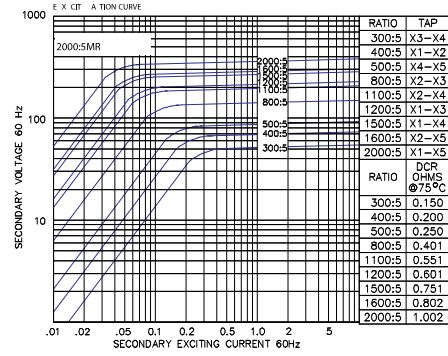
Model 140-601MR



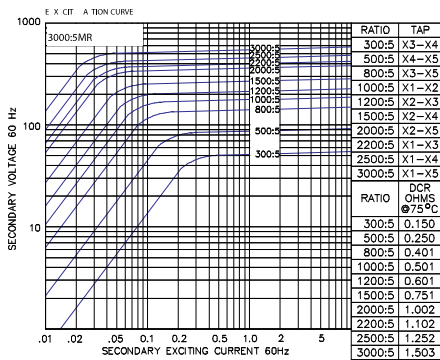
Model 145MR



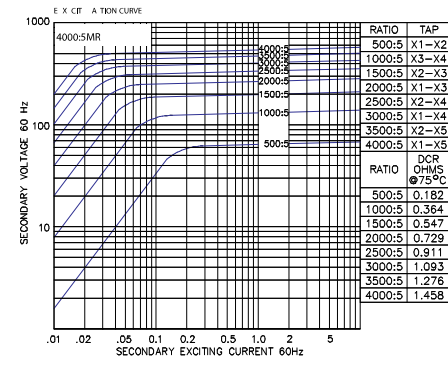
Model 144-122MR



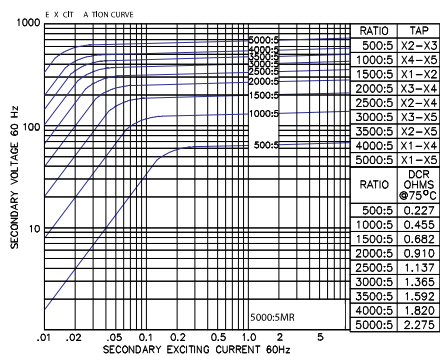
Model 144-202MR



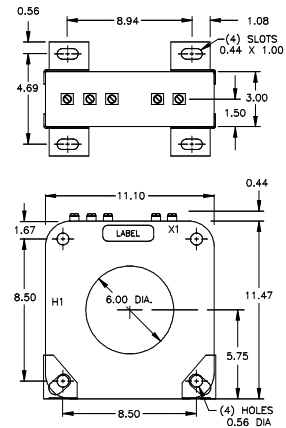
Model 144-302MR



Model 144-402MR



Model 144-502MR



GEGridSolutions.com

Grid-AIS-L4-ITL_Model_145MR-1261-2017_05-EN. © Copyright 2017. General Electric Company and Instrument Transformers LLC reserve the right to change specifications of described products at any time without notice and without obligation to notify any person of such changes.

Worldwide Contact Center

Web: www.GEGridSolutions.com/contact

Phone: +44 (0) 1785 250 070

USA and Canada: +1 (0) 800 547 8629

Europe, Middle East and Africa: +34 (0) 94 485 88 00

